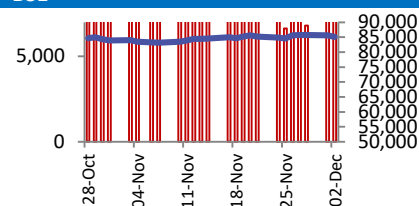
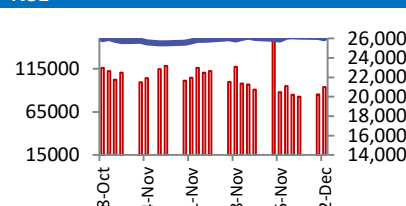


BSE



Open	84988
High	85487
Low	84950
Close	85265
Change	159
Volume (Lacs)	7714
Turnover (Rs.inCr)	8487

NSE



Open	25982
High	26098
Low	25939
Close	26034
Change	48
Volume(Lacs)	45819
Turnover(Rs.in Cr)	88337

World Markets	Current	Previous	Pt. Chg	Var(%)
Dow	47851	47883	(32)	-0.07%
Dow Futures	47954	47916	38	0.08%
Nasdaq	23505	23454	51	0.22%
FTSE	9711	9692	19	0.19%
Nikkei	50465	51028	(563)	-1.10%
Hang Seng	25828	25936	(108)	-0.42%
Gift Nifty	26184	26189	(5)	-0.02%
Straits Singapore	4521	4535	(14)	-0.30%
South Korea	4059	4029	31	0.76%
Taiwan	27820	27796	25	0.09%
Shanghai	3874	3876	(2)	-0.05%

Commodity Prices	Current	Previous	Pt. Chg	Var(%)
Copper (\$/MT)	11450	11488	(38)	-0.3%
Alumin (\$/MT)	2904	2897	7	0.2%
Zinc (\$/MT)	3091	3065	26	0.8%
Brent Crude (\$/bbl)	63	63	(0)	-0.2%
Gold (\$/Ounce)	4205	4208	(2)	-0.1%
Silver (\$/Ounce)	58	57	0	0.8%
Light Crude (\$/bbl)	59	60	(0)	-0.4%
N G (\$/mmbtu)	5	5	0	0.5%
Sugar (\$/MT)	425	426	(1)	-0.2%
Rubber (Rs./kg)	184	185	(1)	-0.3%
Baltic Dry Index	2814	2845	(31)	-1.1%

Currency Exchange Rate	Current	Previous	Var(%)
Rs./ \$ rate	89.98	90.20	-0.24%
Rs./ Euro	105.08	105.05	0.03%
Rs./Chinese Yuan	12.73	12.72	0.02%
Yen / \$ rate	155.05	155.10	-0.03%
\$ US/Euro	1.17	1.16	0.06%

Dollar Index	Current	Previous	Var(%)
Dollar Index	98.99	98.99	0.00%

Support/ Resistance Levels for Today		
	Nifty	Bank Nifty Fut
Support 1	26100	59450
Support 2	26000	59220
Resistance	26260	59850

Securities in Ban For Trade	
SAMMAANCAP	BANDHANBNK

Market Review

US: The S&P 500 and Nasdaq Composite rose slightly on Thursday as investors prepared for next week's interest rate decision from the Federal Reserve.

Asia: Asian stocks are falling in early trading due to a weak performance on Wall Street the previous day, which particularly affected tech stocks and bonds.

India: Indian markets close higher as IT stocks help Sensex and Nifty break a four-day losing run. A weaker rupee and expectations of a U.S. rate cut support the tech rally, while financials weigh on the indices. **The market is expected to open on a flattish note and likely to witness range bound move during the day.**

Global economy: Japanese household spending unexpectedly slumped at the fastest pace in nearly two years in October, raising concerns about the economic outlook as the Bank of Japan gears up for a rate hike as early as this month. Consumer spending fell 3.0% in October from a year earlier. The first decrease in six months and falling at the steepest pace since January 2024. It was worse than the median market forecast for a 1.0% rise.

The number of Americans filing new applications for unemployment benefits fell to a more than three-year low last week, allaying fears of a sharp deterioration in labor market conditions after independent surveys showed job losses in November. Difficulties adjusting the weekly jobless claims data around the Thanksgiving holiday could have accounted for some of the unexpected decline.

Ireland's domestic economy grew by 2.3% in the third quarter compared to the previous three months, while the more volatile gross domestic product (GDP) was 0.3% lower following an early year surge, Central Statistics Office (CSO) data showed. With Ireland's large multinational sector often distorting GDP, officials prefer to use modified domestic demand (MDD) to gauge the strength of the economy and the quarterly growth was almost entirely driven by an 8.3% jump in modified investment.

Commodities: WTI oil prices were heading for weekly gains of close to 2% in early trading on Friday, supported by an expected Federal Reserve interest rate cut, escalating U.S.-Venezuela tensions and stalled peace talks in Moscow.

Gold prices held steady on Friday, as rising U.S. Treasury yields offset support from a weaker dollar, while markets awaited U.S. inflation data later in the day for clues into the Federal Reserve's policy outlook ahead of its meeting next week.

Currency: The U.S. dollar languished not far from a five-week low against its major peers on Friday as investors braced for a Federal Reserve rate cut next week.

FII Derivative Transactions (Rs. Cr)

Contracts	Purchase		Sell		Net	Open Interest (OI)		OI (Previous day)		Change	
	Contract	Value	Contract	Value	Value	Contract	Value	Contract	Value	Contract	Value
Index Future	6379	1262	15440	3060	(1798)	163382	31959	157871	30860	5511	1099
Index Option	4819526	939269	4846000	944879	(5610)	2068063	404668	1945293	380177	122770	24491
Stock Future	240830	16492	207665	14600	1892	5784574	391471	5784979	390436	(405)	1035
Stock Option	252350	18098	256143	18468	(370)	355689	24049	343053	23108	12636	941
Total	5319085	975121	5325248	981007	(5886)	8371708	852147	8231196	824581	140512	27566

FII All Activity-BBG (Rs Cr)		Buy	Sell	Net
27-Nov-25		11233	11736	(504)
28-Nov-25		10671	14160	(3489)
1-Dec-25		9893	10739	(846)
2-Dec-25		16251	20284	(4033)
3-Dec-25		11863	16615	(4752)
Month to date- Dec		38006	47638	(9632)
FII (Prov.) (Rs Cr)		Buy	Sell	Net
28-Nov-25		10175	13970	(3796)
1-Dec-25		8979	10151	(1171)
2-Dec-25		15234	18876	(3642)
3-Dec-25		11135	14342	(3207)
4-Dec-25		11500	13444	(1944)
Month to date-Dec		46849	56813	(9965)
DII (Prov.) (Rs. Cr)		Buy	Sell	Net
28-Nov-25		14627	10479	4148
1-Dec-25		13025	10466	2559
2-Dec-25		15195	10549	4646
3-Dec-25		17188	12458	4730
4-Dec-25		16489	12828	3661
Month to date-Dec		61897	46301	15596
FII Debt - BBG (Rs. Cr)		Buy	Sell	Net
27-Nov-25		1117	941	176
28-Nov-25		2608	2128	481
1-Dec-25		2789	1196	1594
2-Dec-25		1283	629	655
3-Dec-25		2724	3336	(612)
Month to date- Dec		6797	5160	1637

Market Breadth	BSE		NSE	
	No.	%	No.	%
Advance	1732	40%	1502	44%
Decline	2418	56%	1838	53%
Unchanged	161	4%	99	3%

Market Turnover	04-Dec	03-Dec	Var (%)
BSE Cash	8487	9295	-9%
NSE Cash	88337	93382	-5%
NSE Futures	83647	100896	-17%
NSE Options	11179605	10642404	5%
Total (Rs.Cr)	11360076	10845976	5%

Volatility Index	04-Dec	03-Dec
Volatility Index	10.82	11.21

Index PE - TTM	04-Dec	Yr. High	Yr. Low
Sensex	23.3	24.1	20.3
Nifty	22.7	23.0	19.6

Corporate News

Hindustan Unilever Ltd (HUL) shares will trade ex-ice cream business, which is Kwality Wall's (India). The exchanges, BSE and NSE, will conduct a special pre-open session today, to facilitate price discovery, which will determine the fair value of HUL shares net of the ice-cream business. Following the special session, HUL share price will be adjusted to reflect the demerger of Kwality Wall's. (NDTV)

British American Tobacco (BAT) to offload shares worth ~Rs 3,000 cr in ITC Hotels at a floor price of Rs 205.65 via large deals on Friday. BAT via affiliates intend to sell between 7% and 15.3% stake in ITC Hotels to investors. BAT currently holds a 15.3% stake in ITC Hotels. (NDTV)

Diamond Power Infrastructure has received an order worth Rs 748 cr, from Adani Green Energy for solar cable supply. It is expected to be completed between Jan'26 and Dec'26. (NDTV)

Deepak Chem Tech, a material wholly owned subsidiary of Deepak Nitrite **Commenced manufacturing operations at Nitric acid plant in Gujarat.** The CAPEX incurred for the same is ~Rs 515 Cr as of the date of commencement of manufacturing operations. (NDTV)

Economy

Formulations driving drug export growth, said Namit Joshi, Chairman of Pharmexcil. Indian pharmaceutical exports are set to reach a new high of \$32 bn in FY26. This growth is driven by formulations, especially in Europe, Africa, and Latin America. Despite challenges in the US market and global quality checks, the industry shows resilience. Steady demand and normalizing supply chains support this positive outlook. (ET)

India, Russia eye trade boost with more diversified basket. India and Russia aim to double bilateral trade to \$100 bn by 2030, focusing on diversifying exports beyond current levels. Both nations are actively seeking to address the significant trade imbalance, with New Delhi identifying opportunities in consumer goods, automobiles, and electronics. (ET)

International

Netflix emerges as the highest bidder for Warner; Paramount raises concerns over 'fairness'. This move follows sweetened offers from multiple suitors, though Paramount Skydance has raised concerns about the fairness of the sale process, citing alleged favoritism towards Netflix. (ET)

Chevron's Gorgon LNG project secures \$2 bn investment nod. The Australian unit of U.S. oil giant Chevron said on Friday that the partners of the Gorgon JV have sanctioned the A\$3 bn (\$1.98 bn) Gorgon Stage 3 development off Western Australia's northwest coast. (Inv)

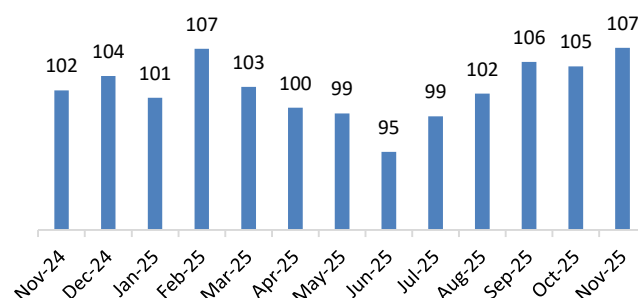
Top 5 Nifty Gainers	04-Dec	03-Dec	Var(%)
TCS	3229	3180	1.5%
SBILIFE	2003	1973	1.5%
TECHM	1562	1542	1.3%
ADANIENT	2218	2190	1.3%
INFY	1598	1579	1.2%
Top 5 Nifty Losers	04-Dec	03-Dec	Var(%)
INDIGO	5437	5596	-2.8%
HINDALCO	811	816	-0.7%
ETERNAL	296	298	-0.7%
MARUTI	15994	16082	-0.5%
KOTAKBANK	2135	2146	-0.5%

BSE Index Watch	Last	1 day	1 wk	1 mth	1 yr
SENSEX	85265	0.2%	-0.5%	2.2%	4.3%
MIDCAP	46522	-0.2%	-1.5%	-1.5%	-2.1%
SMLCAP	51439	-0.3%	-1.3%	-4.5%	-9.3%
AUTO	61760	0.3%	0.6%	3.8%	15.1%
BANKEK	66447	-0.1%	-0.7%	2.2%	9.0%
Capital Goods	67933	-0.2%	-2.0%	-3.5%	-6.4%
FMCG	20252	0.4%	-0.5%	-1.2%	-4.0%
Health Care	44482	0.1%	-0.5%	-0.8%	-0.1%
IT	37127	1.3%	2.2%	7.3%	-16.7%
METAL	33996	-0.1%	-0.1%	-2.2%	8.5%
Oil & Gas	27903	0.1%	-2.0%	-3.1%	2.3%
Power	6485	-0.4%	-2.5%	-5.4%	-14.8%
Realty	6913	0.5%	-1.6%	-7.4%	-17.6%

Margin Trading Disclosure (Rs. In Cr)	Last	1 day	1 wk	1 mth	3 mth
Op. Scripwise Outstanding	113004	0%	0%	3%	21%
Fresh Exposure	2964	3%	10%	-27%	-58%
Exposure liquidated	2693	11%	-26%	-29%	-55%
Closing Net scripwise outstanding	113275	0%	1%	3%	20%

NSE USD Futures	04-Dec	03-Dec	Var (%)
Dec Expiry (Rs./\$)	88.75	88.75	0.0%
Jan Expiry (Rs./\$)	88.43	88.43	0.0%
Total Turnover (Rs. Crore)	2537	2826	-10%

Sectors	TTM PE
Auto	32.29
Auto Ancillary	42.04
Banking	15.17
Engineering	37.55
Cement	64.18
Diamonds & Jewellery	46.93
Housing Finance	23.96
Infrastructure & Const	27.57
Metals-Aluminium	27.67
Metal – Steel	17.82
Oil Expl.	8.49
Pharma	11.15
Power – Gen. Supp.	40.19
Information Tech.	29.74
Sugar	17.5
Telecom Serv. Prov.	39.21
Tyres	33.78

Chinese Iron Ore price(\$)
(Source:NBRR)


10 year G-Sec Yield	Current	Previous	Change
US	4.09%	4.10%	(1) bps
Japan	1.94%	1.94%	(0) bps
India	6.51%	6.51%	0 bps
UK	4.44%	4.45%	(1) bps
Libor 3 Mths	4.85%	4.85%	(0) bps

Indian Eco Data	Current	Previous	Var(%)
Forex Reserve (US\$ in bn)	602	688	-12.5%
Inflation - WPI	-1.21%	0.13%	(134) bps
Inflation - CPI	0.25%	1.44%	(119) bps

India GDP	Q3FY25	Q2FY25	Var (%)
Growth	8.20%	7.80%	40 bps

Monetary Policy	Current	Previous	Change
Repo Rate	5.50%	5.50%	0 bps
Reverse Repo Rate	3.35%	3.35%	0 bps
CRR	3.75%	4.00%	(25) bps
O/S Banking System Liquidity (Rs bn)	2455	2634	(179.1)

IIP Growth %	Aug-25	Aug-24	Apr-Aug
IIP	0.4	3.7	3.4
Capital Goods	2.4	2.9	4.8
Mining	1.8	4.4	4.3
Manufacturing	-6.9	2.0	1.0
Electricity	-1.8	0.9	-0.7

ADR Price Movement

Company	Price (US\$)	Volume	Previous Day Price	Volume	Variance (%)	No. of Share Per ADR	ADR Price (Rs.)	BSE Price	Variance (%)
Infosys Tech	18.29	18299700	17.66	7412821	3.57%	1	1645.66	1597.60	3.0%
Wipro	2.82	7801788	2.77	4815007	1.81%	1	253.73	256.93	-1.2%
Dr.Reddy's	14.14	778493	14.13	614072	0.07%	1	1272.26	1277.60	-0.4%
ICICI Bank	30.70	3009147	30.71	4482757	-0.03%	2	1381.13	1386.70	-0.4%
HDFC Bank	35.96	2412313	35.87	2896664	0.25%	3	1078.51	997.20	8.2%

GDR's (US\$)

	Prices	Prev. Close	Change	Var %
L&T	44.70	44.90	(0.2)	-0.4%
RIL	68.30	68.10	0.2	0.3%
SBI	105.20	105.80	(0.6)	-0.6%

US Economy Data	Current	Previous
Inflation (%) (YoY)	3.00%	2.90%
Unemployment (%)	4.40%	4.30%

Interest Rate (%)	Current	Previous
Fed Rate	4.00%	4.25%

US GDP	Q2CY25	Q1CY25
Growth (QoQ Annualized)	3.80%	-0.60%

China Economy Data	Current	Previous
GDP	4.80%	5.20%
Inflation – CPI (%)	0.20%	-0.30%

Economic Calendar

	Date
Indian GDP Data	27 Feb
Indian Inflation Data CPI	12 Dec
Indian Inflation Data WPI	15 Dec
Indian Monetary Policy	05 Dec
India's Industrial Production (IIP)	28 Dec
US Inflation Data	10 Dec
US GDP	23 Dec
US Unemployment Data	16 Dec
US Fed Rate	10 Dec
China GDP	To be Announced
China Inflation Data	10 Dec

Event Update

Name	Date	Purpose
Apis India Ltd.	05/12/25	Bonus issue
Computer Age Management Services Ltd.	05/12/25	Stock Split from Rs.10/- to Rs.2/-
Hindustan Unilever Ltd.	05/12/25	Spin Off
Sikko Industries Ltd.	08/12/25	Bonus issue
Mrs. Bectors Food Specialities Ltd.	12/12/25	Stock Split from Rs.10/-to Rs.2/-
VLS Finance Ltd.	12/12/25	Buy Back of Shares
Knowledge Marine & Engineering Works Ltd.	22/12/25	Stock Split from Rs.10/- to Rs.5/-

Bulk Deal As On 04/12/25

BSE					
Security Code	Security Name	Client Name	Deal	Quantity	Price
543322	ALIVUS	ICICI PRUDENTIAL MUTUAL FUND	B	969912	870
539277	ALSTONE	LAVENDER HOLDINGS PRIVATE LIMITED	S	37500000	0.3
531300	AMITINT	CHETANSURESHSONAWANE	B	99000	3.8
531300	AMITINT	PRAVEENSINGH	S	100000	3.75
538713	ATISHAY	GHALLA BHANSALI STOCK BROKERS PRIVATE LIMITED	B	58012	190.64
540545	BGJL	AKASH GOYAL	S	87331	29.12
540545	BGJL	AKASH GOYAL	B	87331	28.91
540545	BGJL	LALIT KUMAR	B	103851	29.12
540545	BGJL	NAND KISHORE JAIN	B	76221	29.12
544614	CAPILLARY	HRTI PRIVATE LIMITED	S	415763	688.79
544614	CAPILLARY	HRTI PRIVATE LIMITED	B	450807	682.21
543921	COMRADE	BAZZ COMMOTRADE PRIVATE LIMITED	B	94000	67
531909	CROISSANCE	HEMANT BAHRI	S	500000	3.83
543516	DHYANITR	AVANI DEEP SHAH	B	252000	7.25
543516	DHYANITR	DIVYARAJSHINRUBHAZALA	B	112000	7.2
543516	DHYANITR	JADEJA DHARMENDRASINH J	B	114800	7.21
543516	DHYANITR	JAYDEEPSINH JADEJA	B	98000	7.23
543516	DHYANITR	KAJAL KENUL SHAH	S	95200	7.29
543516	DHYANITR	SAUMIL ARVINDBHAI BHAVNAGARI	S	322000	7.22
543516	DHYANITR	SHIV SHAKTI TRADING COMPANY	S	131600	7.21
543516	DHYANITR	VIPUL HARIDAS THAKKAR	S	224000	7.24
543595	EPBIO	NOPEA CAPITAL SERVICES PRIVATE LIMITED	S	11000	100
543595	EPBIO	OVERSKUD MULTI ASSET MANAGEMENT PRIVATE LIMITED	B	11000	100
538568	FRUTION	PROGRESSIVE FINLEASE LIMITED	S	40000	39
532359	HITKITGLO	RAJESH TRIPATHI	S	250000	1.07
543905	INNOKAIZ	SHERWOOD SECURITIES PVT LTD	S	75200	14.5
543905	INNOKAIZ	SWATIPUSHP TRADELINK PRIVATE LIMITED	B	75200	14.5
543613	MAFIA	ANITABEN PANJVANI	B	28000	9.92
543613	MAFIA	DINESH ISHVARBHAI LALWANI	S	56000	10.08
543613	MAFIA	DINESH ISHVARBHAI LALWANI	B	8000	10.19
543613	MAFIA	LALJIBHAI G CHAUDHARY	B	24000	10.24
543613	MAFIA	PAWAN VAISHNAV	S	40000	10.07
543613	MAFIA	POOJA JINDAL	B	28000	9.77
543613	MAFIA	SUDHANSHU KANDA	S	56000	9.77
540730	MEHAI	ANKITA VISHAL SHAH	S	21600000	1.6
540730	MEHAI	ISHAAN TRADEFIN LLP	S	8467137	1.6
540730	MEHAI	ISHAAN TRADEFIN LLP	B	40000959	1.58
540730	MEHAI	MANSI SHARE AND STOCK BROKING PRIVATE LIMITED	S	15201243	1.55
540730	MEHAI	NEO APEX VENTURE LLP	S	8926342	1.55
540730	MEHAI	NEO APEX VENTURE LLP	B	12	1.56
540730	MEHAI	SHARE INDIA SECURITIES LIMITED	S	1295138	1.58
540730	MEHAI	SHARE INDIA SECURITIES LIMITED	B	10027989	1.56
542650	METROPOLIS	CORE DIAGNOSTICS (MAURITIUS) PRIVATE LIMITED	S	292457	1905.11
544623	MNFL	MANSI SHARE AND STOCK BROKING PRIVATE LIMITED	B	300000	130.32
542145	RONI	SHAILESH SURESH BAJAJ	S	374400	52.18
539519	SATTVASUKU	ARYAFIN-TRADE SERVICES INDIA PRIVATE LIMITED	B	3700000	0.5
539519	SATTVASUKU	ASNANI STOCK BROKER PRIVATE LIMITED	S	3956232	0.5
539519	SATTVASUKU	D P VORA SECURITIES PRIVATE LIMITED	B	3250000	0.5
539519	SATTVASUKU	HEMA KAPIL KANOI	B	2000000	0.5
539519	SATTVASUKU	KAMAL ASNANI	S	14536735	0.5
539519	SATTVASUKU	MANJU DEVI	S	2842855	0.5
539519	SATTVASUKU	MANJU DEVI	B	251854	0.52
539519	SATTVASUKU	MEETA RAMNIKLAL MEHTA	B	4490000	0.5
543366	SBLI	SHIFALI SHARMA	S	13200	38.5

540914	SRUSTEELS	MONEYPLANT GOLD & JEWELLERY TRADING L.L.C	S	400000	4.38
540914	SRUSTEELS	SYLPH TECHNOLOGIES LIMITED	S	243752	4.5
540914	SRUSTEELS	SYLPH TECHNOLOGIES LIMITED	B	304942	4.38
539117	SUJALA	NIRAJ RAJNIKANT SHAH	B	40001	76.11
506687	TRANSPEK	ASHWIN CHAMPRAJ SHROFF	B	116903	1312
506687	TRANSPEK	ASHWIN CHAMPRAJ SHROFF	B	116903	1312
506687	TRANSPEK	VISHWA ATUL SHROFF	S	116903	1312
506687	TRANSPEK	VISHWA ATUL SHROFF	S	116903	1312
544242	TRAVELS	ARUNA S SINGHVI	B	63000	27.78
544002	VIVAA	NIRANJANKUMAR NAVRATANMAL JAIN	S	20000	41
544002	VIVAA	PADAMSHREE GLOBE TRADELINK LIMITED	B	20000	41
509026	VJTFEDU	SHEETAL DUGAR	B	100000	98
544610	WORKMATES	JMP SECURITIES PVT LTD	S	100800	477.23
544610	WORKMATES	JMP SECURITIES PVT LTD	B	100800	485.22
544610	WORKMATES	VORA FINANCIAL SERVICES PVT LTD	S	67200	476.96
544610	WORKMATES	VORA FINANCIAL SERVICES PVT LTD	B	67200	496.94

NSE					
Security Code	Security Name	Client Name	Deal	Quantity	Price
DELTACORP	Delta Corp Limited	JAYDEV MUKUND MODY	BUY	1400000	68.46
GSLSU	Global Surfaces Limited	LEADING LEASING FINANCE & INVESTMENT COMPANY LTD	BUY	340000	112.89
GREENLAM	Greenlam Industries Ltd.	DSP MUTUAL FUND	BUY	2801996	243.5
GREENLAM	Greenlam Industries Ltd.	HDFC MUTUAL FUND	SELL	2625030	243.5
JYOTIGLOBL	Jyoti Global Plast Ltd	3 SIGMA GLOBAL FUND	SELL	104000	56
JYOTIGLOBL	Jyoti Global Plast Ltd	VIRADIA RAMESH RAMJIBHAI	BUY	122000	55.77
NECLIFE	Nectar Lifesciences Limit	JAIDEEP SAMPAT	SELL	1695746	20.54
NECLIFE	Nectar Lifesciences Limit	MARWADI CHANDARANA INTERMEDIARIES BROKERS PRIVATE LIMITE	BUY	1500000	20.93
NECLIFE	Nectar Lifesciences Limit	RAJASTHAN GLOBAL SECURITIES PRIVATE LIMITED	BUY	1500000	20.87
PARAMOUNT	Paramount Dye Tec Limited	COMELY ELECTRICAL PRIVATE LIMITED	BUY	121200	52.99
PELATRO	Pelatro Limited	GINNI FINANCE PRIVATE LIMITED	BUY	60000	350
PRAMARA	Pramara Promotions Ltd	BHANSALI JEWELLERY HOUSE	BUY	75000	349.5
PRAMARA	Pramara Promotions Ltd	ROHIT NANDKISHORE LAMBA	SELL	105000	349.18
SOFTTECH	Softtech Engineers Ltd	ELIMATH ADVISORS PRIVATE LIMITED	BUY	2246998	325
SOFTTECH	Softtech Engineers Ltd	ELIMATH ADVISORS PRIVATE LIMITED	BUY	2246998	325
SOFTTECH	Softtech Engineers Ltd	FLORINTREE TECHNOLOGIES LLP	SELL	2246998	325
SOFTTECH	Softtech Engineers Ltd	FLORINTREE TECHNOLOGIES LLP	SELL	2246998	325

Disclosure:

Research Reports that are published by Nirmal Bang Securities Private Limited (hereinafter referred to as "NBSPL") are for private circulation only. NBSPL is a registered Research Analyst under SEBI (Research Analyst) Regulations, 2014 having Registration no. INH000001766. NBSPL is also a registered Stock Broker with National Stock Exchange of India Limited, BSE Limited, Metropolitan Stock Exchange of India Limited, Multi Commodity Exchange of India Limited and , National Commodity and Derivative Exchange Limited in Capital Market , Equity and Commodities derivatives segments and Currency Derivatives Segment .

NBSPL has other business divisions with independent research teams separated by Chinese walls, and therefore may, at times, have different or contrary views on stocks and markets.

NBSPL or its associates have not been debarred / suspended by SEBI or any other regulatory authority for accessing / dealing in securities Market since last 20 years. NBSPL, its associates or analyst or his relatives do not hold any financial interest (Except Investment) in the subject company. NBSPL or its associates or Analyst do not have any conflict or material conflict of interest at the time of publication of the research report with the subject company. NBSPL or its associates or Analyst or his relatives may or may not hold beneficial ownership of 1% or more in the subject company at the end of the month immediately preceding the date of publication of this research report.

NBSPL or its associates / analyst has not received any compensation / managed or co-managed public offering of securities of the company covered by Analyst during the past twelve months. NBSPL or its associates have not received any compensation or other benefits from the company covered by Analyst or third party in connection with the research report. Analyst has not served as an officer, director or employee of Subject Company. NBSPL / analyst has not been engaged in market making activity of the subject company.

Analyst Certification: The research analysts and authors of these reports, hereby certify that the views expressed in this research report accurately reflects my/our personal views about the subject securities, issuers, products, sectors or industries. It is also certified that no part of the compensation of the analyst(s) was, is, or will be directly or indirectly related to the inclusion of specific recommendations or views in this research. The analyst(s) principally responsible for the preparation of this research report and has taken reasonable care to achieve and maintain independence and objectivity in making any recommendations.

Disclaimer:

The Research Report is for the personal information of the authorized recipient and does not construe to be any investment, legal or taxation advice. NBSPL is not soliciting any action based upon it. Nothing in the research report shall be construed as a solicitation to buy or sell any security or product, or to engage in or refrain from engaging in any such transaction. In preparing the research report, we did not take into account the investment objectives, financial situation and particular needs of the reader.

The research report has been prepared for the general use of the clients of NBSPL and must not be copied, either in whole or in part, or distributed or redistributed to any other person in any form. If you are not the intended recipient you must not use or disclose the information in the research report in any way. Though disseminated to all the customers simultaneously, not all customers may receive the research report at the same time. NBSPL will not treat recipients as customers by virtue of their receiving the research report. The research report is not directed or intended for distribution to or use by any person or entity resident in a state, country or any jurisdiction, where such distribution, publication, availability or use would be contrary to law, regulation or which would subject NBSPL & its group companies to registration or licensing requirements within such jurisdictions.

The report is based on the information obtained from sources believed to be reliable, but we do not make any representation or warranty that it is accurate, complete or up-to-date and it should not be relied upon as such. We accept no obligation to correct or update the information or opinions in it. NBSPL or any of its affiliates or employees shall not be in any way responsible for any loss or damage that may arise to any person from any inadvertent error in the information contained in the research report. NBSPL or any of its affiliates or employees do not provide, at any time, any express or implied warranty of any kind, regarding any matter pertaining to this report, including without limitation the implied warranties of merchantability, fitness for a particular purpose, and non-infringement. The recipients of the research report should rely on their own investigations.

This information is subject to change without any prior notice. NBSPL reserves its absolute discretion and right to make or refrain from making modifications and alterations to this statement from time to time. Nevertheless, NBSPL is committed to providing independent and transparent recommendations to its clients, and would be happy to provide information in response to specific client queries.

Before making an investment decision on the basis of research report, the reader needs to consider, with or without the assistance of an adviser, whether the advice is appropriate in light of their particular investment needs, objectives and financial circumstances. There are risks involved in securities trading. The price of securities can and does fluctuate, and an individual security may even become valueless. International investors are reminded of the additional risks inherent in international investments, such as currency fluctuations and international stock market or economic conditions, which may adversely affect the value of the investment. Opinions expressed are subject to change without any notice. Neither the company nor the director or the employees of NBSPL accept any liability whatsoever for any direct, indirect, consequential or other loss arising from any use of the research report and/or further communication in relation to the research report. Here it may be noted that neither NBSPL, nor its directors, employees, agents or representatives shall be liable for any damages whether direct or indirect, incidental, special or consequential including lost revenue or lost profit that may arise from or in connection with the use of the information contained in the research report.

Copyright of this document vests exclusively with NBSPL.

Our reports are also available on our website

Registration granted by SEBI and certification from NISM in no way guarantee performance of NBSPL or provide any assurance of returns to investors.

Nirmal Bang Research (Division of Nirmal Bang Securities Pvt. Ltd.)

B-2, 301/302, Marathon Innova,
Opp. Peninsula Corporate Park
Off. Ganpatrao Kadam Marg
Lower Parel(W), Mumbai-400013
Board No. : 91 22 6723 8000/8001
Fax. : 022 6723 8010